

Submittal Data: VIR09HP115V1B 9,000 BTU/H (115V) Wall Mounted Heat Pump System

Job Name Location Date

Purchaser Engineer

Submitted To For Reference Approval Construction

Unit Designation Schedule No.

- GENERAL FEATURES**
- Compact and Quiet Design
 - High Efficiency DC Inverter Technology
 - Wireless Remote with LCD Display
 - Wi-Fi Ready (Sold Separately Kit PN: WSBE02)
 - XK-41 Wired Tether Controller (Sold Separately)
 - Low Ambient Cool to 0 deg F
 - Blue Fin Condenser Coil
 - 5 year Limited Parts Warranty



System Ratings

Indoor Unit Data

Cooling		
Rated Capacity		9,000 BTU/H
Capacity Range		2,764-10,918 BTU/H
Power Input (Max)		1,270 W
SEER		23.0
EER		13.0
Heating at 47° F		
Rated Capacity		9,900 BTU/H
Capacity Range		2,081-13,989 BTU/H
Power Input (Max)		1,200 W
HSPF		10.5
COP		3.1
Heating at 17° F		
Rated Capacity		6,100 BTU/H
Operating Range		
Cooling	(Max)	115°F (46 C)
	(Min)	0°F (-18 C)
Heating	(Max)	75°F (24 C)
	(Min)	-4°F (-20 C)

Fan Motor	Type	Cross-Flow
	Output Power	20 W
	FLA	0.3 A
Airflow		
Cooling	Wet (Lo/Hi)	171/377 CFM
Heating	Dry (Lo/Hi)	171/377 CFM
Sound Pressure Level		
Cooling	(Min/Max)	26/43 db(A)
Heating	(Min/Max)	26/43 db(A)
Dehumidification		1.69 pt/hr

Refrigerant Piping Data

Outdoor Unit Data

Gas Pipe Size (OD)	3/8-in
Liquid Pipe Size (OD)	1/4-in
Connection Method	Flared
Factory Charge	42.3 oz
Additional Charge	0.16 oz/ft
Pre-Charge Length	25-ft
MAX Refrigerant Pipe Length	49-ft
MIN Refrigerant Pipe Length	10-ft
MAX Refrigerant Pipe Elevation	33-ft

Compressor	Type	DC Inverter Driven Rotary
	RLA	8.6 A
Refrigerant Type		R410A
Fan Motor	Output Power	30 W
	FLA	0.55 A
Sound Pressure	Cooling/Heating	53/53 db(A)

Electrical Data

Power Supply		
Normal Operational Voltage		115 V, 1 Phase, 60 Hz
Voltage Range		103 - 127 V
MCA		12.0 A
MOCP/Breaker Size		20 A
Main Power Wire Size		12-2 AWG

SYSTEM FEATURES	
Inverter Type	G10
Ultra Low Frequency Torque Control	Yes
Power Factor Correction	Yes
Compressor Type	High Eff. Rotary
Refrigerant Type	R410A
Basepan With Electric Heater	YES
Compressor With Electric Heater	NO
Outdoor Fin Coating	Bule Fin
Intelligent Defrosting	YES
Intelligent Preheating	YES
Low Voltage Startup	YES
Memory/Power Failure Recovery	YES
Self Diagnosis	YES
Wired Controller Interface (XK-41)	YES
Wi-Fi Interface Capable	Optional (see PN: WSBEC01)
Indoor Fan Type	Crossflow
Multi Fan Speeds	4 Speeds
Indoor Unit Display	YES
Advance Filter	Optional (see Filter Kits)
Auxiliary Electrical Heater	NO
Ventilation (Outdoor Air)	NO

REMOTE CONTROLLER FUNCTIONS	
Auto Mode	YES
Auto Fan	YES
Auto Swing (Horizontal Auto Swing)	NO
Auto Swing (Vertical Auto Swing)	YES
Clock on Remote Controller	YES
Dry Mode	YES
Dry Anti-Mildew (X-Fan) Mode	NO
Energy Saving Mode	YES
Dirty Filter Alert	NO
I Feel Function	YES
Lock on Remote Controller	YES
Quiet Mode	NO
Room Temperature Display	YES
Sleep Mode	YES
4 Sleep Modes Options	NO
Timer Mode	YES
Turbo Mode	YES
Display On/Off Control	YES
Freeze Guard Mode	YES

COOLING PERFORMANCE (BtuH)*

Outdoor Ambient DB	Indoor Ambient Temperature							
	68F DB (20C)		73F DB (23C)		80F DB (27C)		82F DB (28C)	
	57F WB (14C)		61F WB (16C)		67F WB (19C)		68F WB (20C)	
	TC	SHC	TC	SHC	TC	SHC	TC	SHC
5°F	5,748	4,508	6,073	4,761	6,854	5,375	6,914	5,423
14°F	5,896	4,624	6,226	4,883	7,115	5,579	7,178	5,629
23°F	6,298	4,940	6,736	5,284	7,719	6,054	7,787	6,108
32°F	7,637	5,990	8,169	6,407	8,947	7,015	9,026	7,077
41°F	8,650	6,784	9,190	7,207	9,821	7,703	9,908	7,771
50°F	8,547	6,705	9,091	7,131	9,731	7,633	9,817	7,700
59°F	8,337	6,538	8,878	6,963	9,641	7,563	9,726	7,630
68°F	8,127	6,373	8,668	6,799	9,461	7,420	9,545	7,486
77°F	7,920	6,212	8,457	6,632	9,280	7,280	9,363	7,344
86°F	7,692	6,033	8,229	6,452	9,010	7,067	9,090	7,130
95°F	7,505	5,887	8,040	6,306	8,893	6,976	8,972	7,038
104°F	7,319	5,740	7,854	6,160	8,776	6,884	8,854	6,945
113°F	6,944	5,445	7,478	5,865	8,403	6,589	8,478	6,648

HEATING PERFORMANCE (BtuH)*

Outdoor Ambient DB	Indoor Ambient Temperature							
	68F DB (20C)		73F DB (23C)		80F DB (27C)		86F DB (30C)	
	57F WB (14C)		61F WB (16C)		67F WB (19C)		72F WB (22C)	
	TC	SHC	TC	SHC	TC	SHC	TC	SHC
-4°F	5,194	5,194	5,145	5,145	5,058	5,058	4,854	4,854
0°F	5,628	5,628	5,575	5,575	5,482	5,482	5,256	5,256
6°F	5,937	5,937	5,881	5,881	5,782	5,782	5,544	5,544
10°F	6,184	6,184	6,126	6,126	6,024	6,024	5,776	5,776
16°F	6,370	6,370	6,311	6,311	6,206	6,206	5,949	5,949
19°F	6,497	6,497	6,432	6,432	6,327	6,327	6,064	6,064
24°F	7,218	7,218	7,156	7,156	7,048	7,048	6,788	6,788
32°F	8,059	8,059	7,997	7,997	7,889	7,889	7,629	7,629
41°F	9,021	9,021	8,960	8,960	8,854	8,854	8,591	8,591
43°F	9,263	9,263	9,201	9,201	9,093	9,093	8,833	8,833
47°F	10,101	10,101	9,999	9,999	9,826	9,826	9,399	9,399
53°F	10,203	10,203	10,098	10,098	9,922	9,922	9,492	9,492
59°F	10,435	10,435	10,330	10,330	10,148	10,148	9,708	9,708
64°F	10,658	10,658	10,550	10,550	10,364	10,364	9,915	9,915
70°F	10,859	10,859	10,748	10,748	10,562	10,562	10,104	10,104
75°F	11,011	11,011	10,899	10,899	10,707	10,707	10,243	10,243

* Maximum system capacity

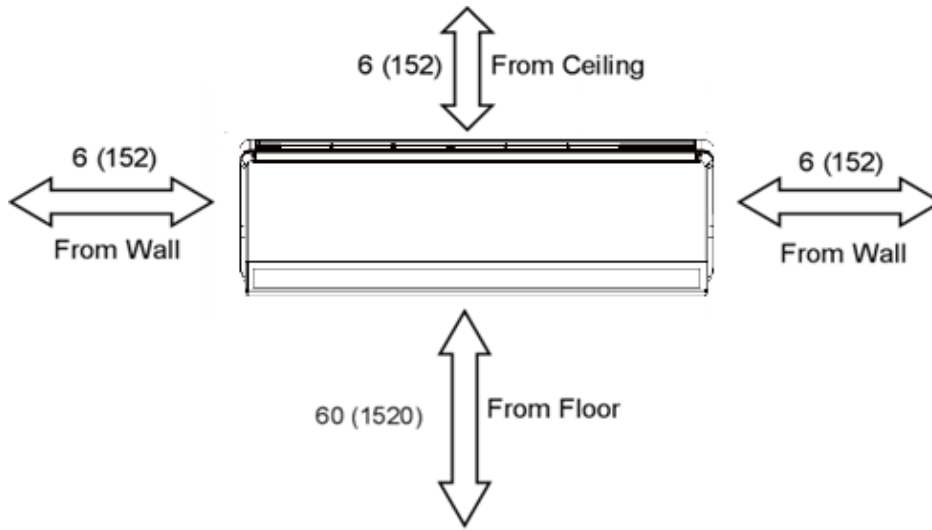
TC- Total Capacity (BtuH)

SHC- Sensible Capacity (BtuH)

MINIMUM SPACING REQUIREMENTS

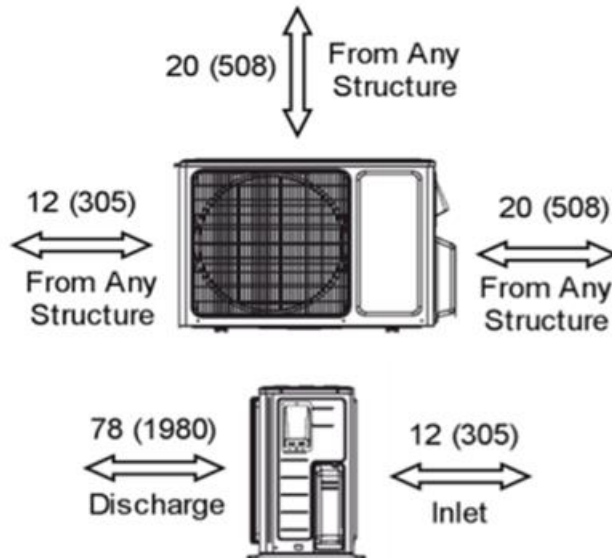
Units: inch (mm)

INDOOR



Units: inch (mm)

OUTDOOR



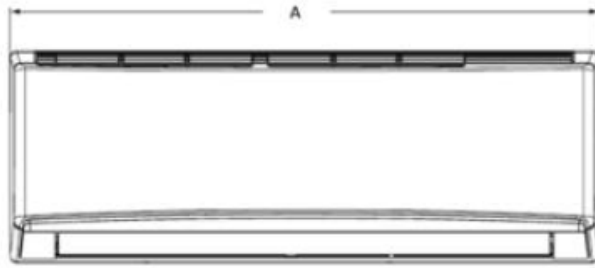
DIMENSIONAL SPECIFICATIONS

VIR09HP115V1B

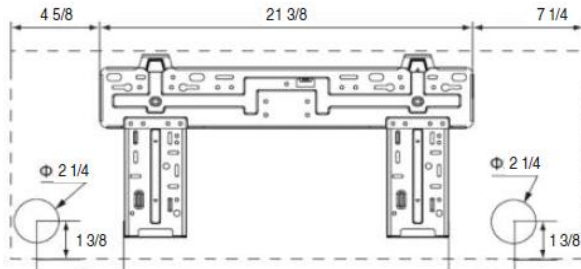
INDOOR UNIT DIMENSIONS

Units: inch

Model No: VIR09HP115V1BH



Dimensions	
A	33.4
B	11.4
C	8.2



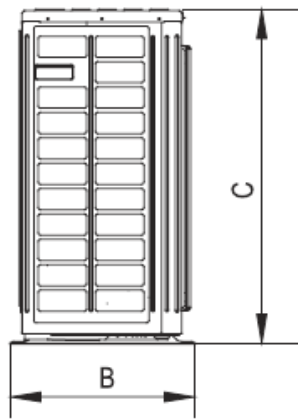
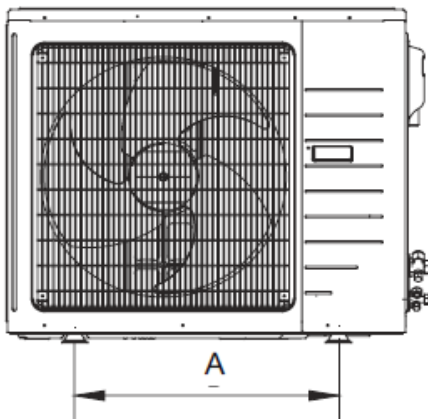
Weight (Net/Gross) 23.2/27.6 lbs

Liquid Line Valve	1/4-in OD Flared
Gas Line Valve	3/8-in OD Flared
Drain Connector	5/8-in OD

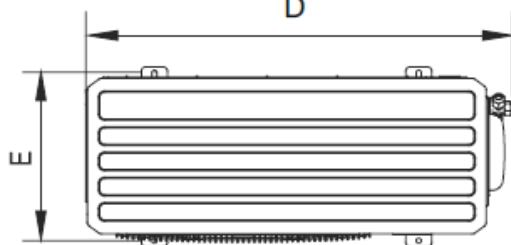
OUTDOOR UNIT DIMENSIONS

Units: inch

Model No: VIR09HP115V1BO



Dimensions	
A	21.3
B	12.6
C	21.3
D	33.4
E	11.3



Weight (Net/Gross) 71.7/77.2 lbs

Liquid Line Valve	1/4-in OD Flared
Gas Line Valve	3/8-in OD Flared

Notes:

1. Recommended Interconnecting Cable Type 14 AWG-4 Stranded Copper Conductors THHN 600V Wire
2. Power wiring cable size must comply with applicable national and local codes.
3. Test conditions are based on AHRI 210/240.

Specifications are subject to change without notice. Manufacturer reserves the right to discontinue or modify specifications or designs without notice or without incurring obligations. All rights reserved.