



Submittal Data: UMAT30HP230V1AF 30,000 BTUH Floor/Ceiling Heat Pump System

Job Name Location Date

Purchaser Engineer

Submitted To For Reference Approval Construction

Unit Designation Schedule No.

GENERAL FEATURES
 -Multi-Speed Fan
 -4-way Discharge Air
 -Swing Louvers
 -Wireless Remote Controllers
 -Power Failure Recovery
 -Wall or Ceiling Mount
 -5 yr. Limited Parts Warranty
 -7 year Limited Compressor Warranty



System Ratings

Cooling		
Rated Capacity		28,200 BTU/H
Capacity Range		8,800-31,400 BTU/H
Power Input (Max)		3,700 W
SEER		17.0
EER		10.4
Heating at 47° F		
Rated Capacity		31,200 BTU/H
Capacity Range		8,200-33,600 BTU/H
Power Input (Max)		3,500 W
HSPF		9.0
COP		3.5
Heating at 17° F		
Rated Capacity		18,000 BTU/H
Operating Range		
Cooling	(Max)	118°F (48°C)
	(Min)	0°F (-18°C)
Heating	(Max)	75°F (24°C)
	(Min)	0°F (-18°C)
Refrigerant Piping Data		
Gas Pipe Size (OD)		5/8-in
Liquid Pipe Size (OD)		3/8-in
Connection Method		Flared
Factory Charge		84.8 oz
Additional Charge		0.6 oz/ft
Pre-Charge Length		25-ft
MAX Refrigerant Pipe Length		164-ft
MIN Refrigerant Pipe Length		10-ft
MAX Refrigerant Pipe Elevation		49-ft

Indoor Unit Data

Fan Motor	Output Power	1/5HP
	FLA	1.4 A
Airflow		
	Cooling Wet (Lo/Hi)	620/880 CFM
	Heating Dry (Lo/Hi)	620/880 CFM
Sound Level		
	Cooling (Min/Max)	38/46 dB(A)
	Heating (Min/Max)	38/46 dB(A)
Dehumidification		1.23 pt/hr
Power Supply (Dedicated Circuit: Size Per Local Code)		
	Normal Operational Voltage	208/230 V, 1 Phase, 60 Hz
	Voltage Range	187 - 253 V
	MCA	2.0A
	MOCP/Breaker Size	15A
Communication Wire Size		18-2 AWG / 300V THHN

Outdoor Unit Data

Compressor		DC Inverter Driven Rotary
	RLA	18.0 A
Refrigerant Type		R410A
Fan Motor	Output Power	1/6HP
	FLA	1.5 A
Sound Level		
	Cooling/Heating	58/58 dB(A)
Power Supply (Dedicated Circuit)		
	Normal Operational Voltage	208/230 V, 1 Phase, 60 Hz
	Voltage Range	187 - 253 V
	Main Supply Wire Size	10 AWG
	MCA	24.0A
	MOCP/Breaker Size	40 A

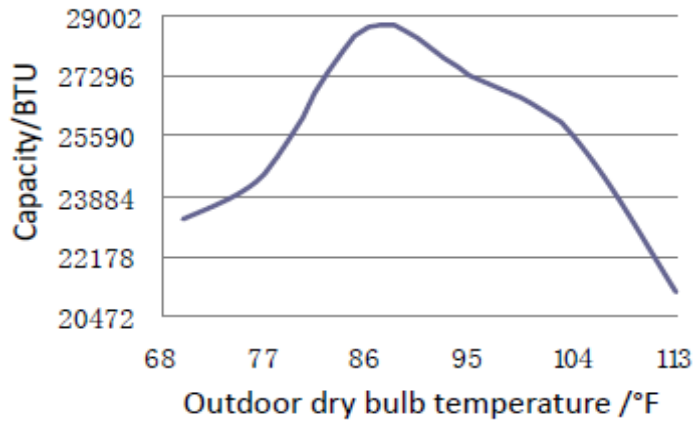


SYSTEM FEATURES	
Inverter Type	G10
Ultra Low Frequency Torque Control	Yes
Power Factor Correction	Yes
Compressor Type	Rotary
Refrigerant Type	R410A
Basepan With Electric Heater	NO
Compressor With Electric Heater	YES
Outdoor Fin Coating	Acrylic Resin
Intelligent Defrosting	YES
Intelligent Preheating	YES
Low Voltage Startup	YES
Memory/Power Failure Recovery	YES
Self Diagnosis	YES
Low Ambient Cooling	YES
Internal Condensate Pump	YES
XK60 (Opt) Wired Controller Interface	YES
Wi-Fi Interface	NO
Indoor Fan Type	Centrifugal
Multi Fan Speeds	3 Speeds
LED Display Indoor Unit	YES
Advance Filter	NO
Auxiliary Electrical Heater	NO
Ventilation (Outdoor Air)	Optional

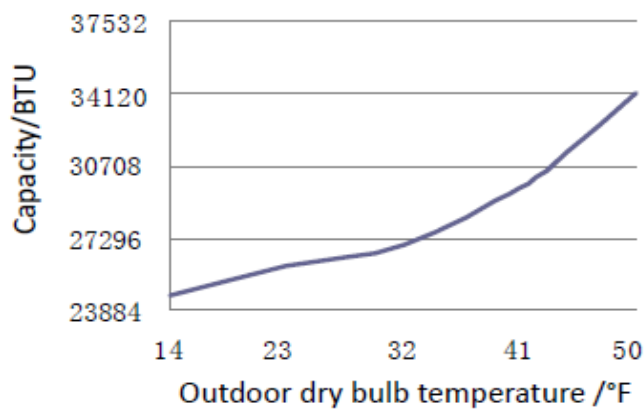
REMOTE CONTROLLER FUNCTIONS	
Auto Mode	YES
Auto Fan	YES
Auto Swing (Continuous Sweep)	YES
Adjustable Swing Louvers (5 pos.)	YES
Clock on Remote Controller	YES
Dry Mode	YES
Dry Anti-Mildew (X-Fan) Mode	YES
Energy Saving Mode	NO
Dirty Filter Alert	NO
I Feel Function	YES
Lock on Remote Controller	YES
Quiet Mode	NO
Room Temperature Display (5 sec.)	YES
Sleep Mode	YES
Timer Mode	YES
Turbo Mode	YES
Display On/Off Control	YES
Freeze Guard Mode	YES

EXTENDED RATINGS

COOLING PERFORMANCE



HEATING PERFORMANCE

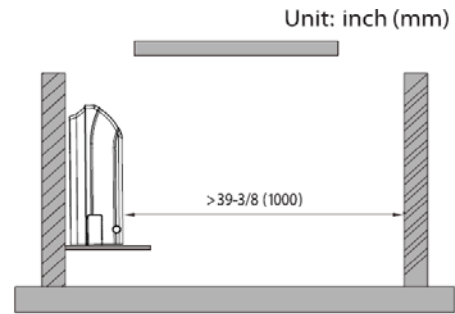
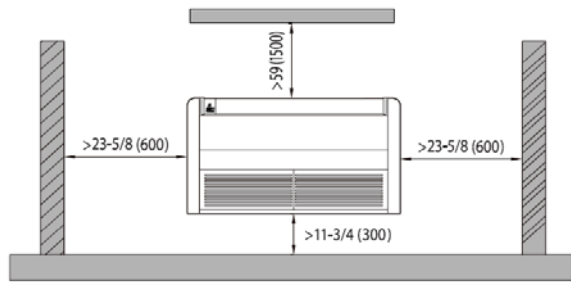


MINIMUM SPACING REQUIREMENTS

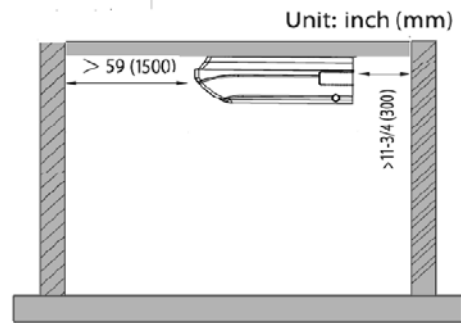
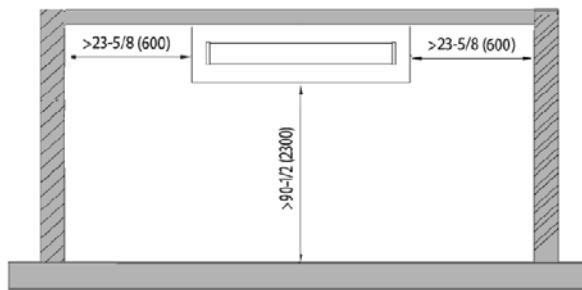
Units: inch (mm)

INDOOR

◆ Wall type

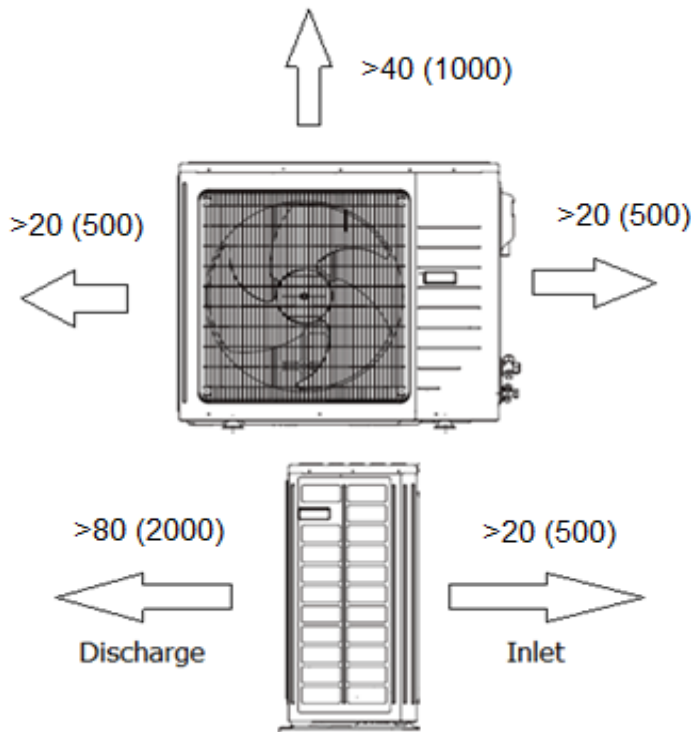


◆ Ceiling type



Units: inch (mm)

OUTDOOR

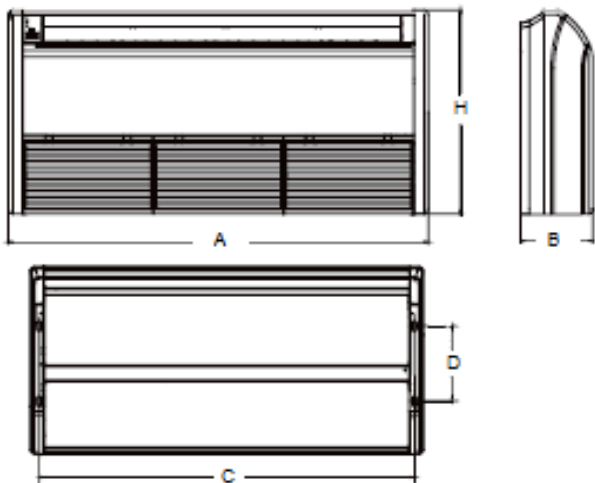


DIMENSIONAL SPECIFICATIONS

UMAT30HP230V1AF

INDOOR UNIT DIMENSIONS & WEIGHTS

Units: inch (mm)



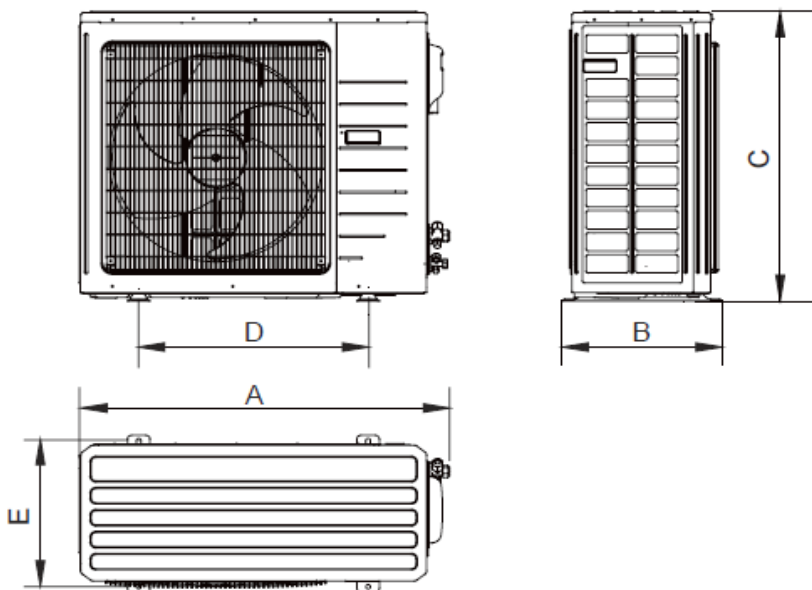
A	55.875	(1420)
B	9.625	(245)
C	53.25	(1354)
D	11	(280)
H	27.5	(700)

Net Weight	105.6 lbs
Shipping Weight	123.2 lbs

Liquid Line Valve	3/8-in OD Flared
Gas Line Valve	5/8-in OD Flared
Drain Connector	11/16 in OD

OUTDOOR UNIT DIMENSIONS & WEIGHTS

Units: inch (mm)



A	38.625 (980)
B	16.75 (427)
C	31.125 (790)
D	24.0 (610)
E	15.5 (395)

Net Weight	158.4 lbs
Shipping Weight	169.4 lbs

Liquid Line Valve	3/8-in OD Flared
Gas Line Valve	5/8-in OD Flared

Notes:

1. Recommended Communication Wire Type 18-2 AWG Stranded Copper THHN 300V Wire
2. Power wiring size must comply with applicable national and local codes for both ID and OD dedicated circuits.
3. Test conditions are based on AHRI 210/240.

Specifications are subject to change without notice. Manufacturer reserves the right to discontinue or modify specifications or designs without notice or without incurring obligations. All rights reserved.